




ABDi GateAccess

Utilities

Instructions

1. On your iPhone Go to the App Store and download ABDi GateAccess.net.
For Android Go to Google Play.
2. Enter your log in credentials
 - Community Code is "JL" in the drop down box
 - Username is your 10 digit primary phone number, no dashes, etc.
 - Password is your 4 digit security access code that you use for the gates.
 - Be sure to toggle the save button so that you only have to enter your credentials once.



3. Click on "Add Guest"

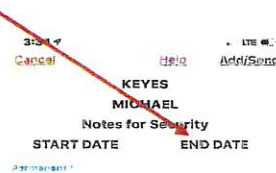


a. Enter guest information. Last Name/Company, First Name, Notes.

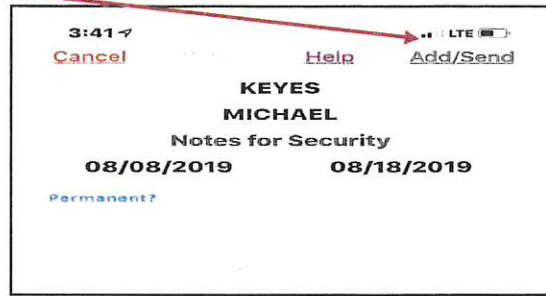


b. Click on Start Date and select date from the drop down box.

c. Click on End Date and select the date from the drop down box.

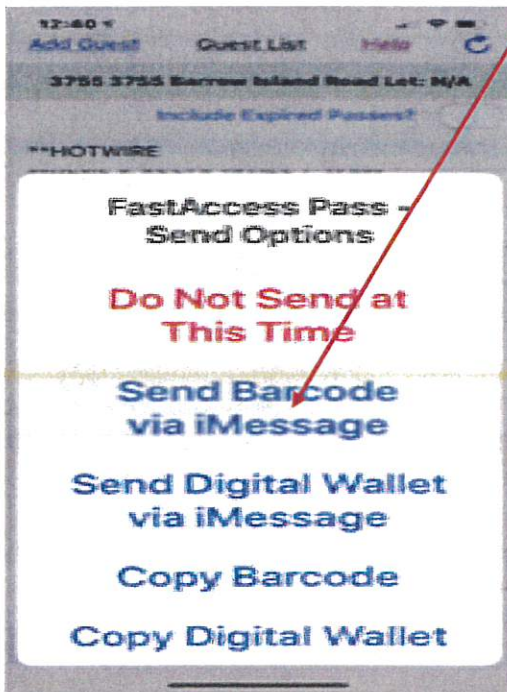


4. Select Add/Send



5. Select "Send Barcode via iMessage"

a. Enter guest's cell number, or you can select from your phone contacts



6. Your guest will receive the QR code on their phone as a text message. The officer will scan the code and you are notified that your guest has arrived at the gate!

